

# *Around the Bend*



A Publication of  
The Maine Region AACA  
September/October 2018



**SHEER JOY. . . RIDING in a 1904 STANLEY**

Dave Ault and daughter, Kathy

## PRESIDENT'S MESSAGE



### Officers, Maine Region AACA

President: Wayne Edmonson  
Tel. 487-3100.

[wayne@mdiwoodcarvers.com](mailto:wayne@mdiwoodcarvers.com)  
17 Doherty Road  
Burnham, ME 04922

Vice President: Robert Koenig  
Tel. 798-5776

[rwk40pkrd@aol.com](mailto:rwk40pkrd@aol.com)  
30 Alphonse Drive  
Topsham, ME 04086

Secretary/Treasurer: Peter Hanson  
Tel. 622-4256

[pvhan@roadrunner.com](mailto:pvhan@roadrunner.com)  
21 Norway Drive  
Chelsea, ME 04330-1023

Newsletter Editor: Barbara D. Fox,  
Tel. 288-3810

[stude28@myfairpoint.net](mailto:stude28@myfairpoint.net)  
12 Seely Road  
Bar Harbor, ME 04609

### Board of Directors

Ken Clark  
[kmc@midmaine.com](mailto:kmc@midmaine.com)  
907 Main St. Pittsfield  
Pittsfield, ME 04967

Ray Morrow  
[brendapmorrow@hotmail.com](mailto:brendapmorrow@hotmail.com)  
912 Smithfield Road  
Smithfield, ME 04978

Charles Wheeler  
[cbwheeler8@yahoo.com](mailto:cbwheeler8@yahoo.com)  
P.O. Box 2  
New Sharon, ME 04955-0002

John Worth,  
Tel. 778-3453 (C) 462-1598  
[oldkarz@gmail.com](mailto:oldkarz@gmail.com)  
151 Zion Hill Road  
Chesterville, ME 04938

Though you could never tell it by the weather, the unofficial end of summer is here and gone. All I have to show for this summer are two Maine Region car tours and a case of poison ivy. Where does the time go?

As this newsletter hits the mailboxes, we will probably only have the Chili-fest left before our 2018 tour season is history. I have enjoyed the tours that I have been able to attend, but wish I'd had a little extra time available these past two summers to drive in more of our tours.

I still have plans to make it to Hershey this year, and I'll have a chance to meet up with many of you there. The trip to Hershey is one that every antique car enthusiast east of the Mississippi should attend. Before pulling out of the driveway, I'll assure Caroline that I am not going to drag anything unnecessary home. What more could I buy anyway?

All of us with the bug know better. I didn't need another dashboard with gauges for my MGB, but it

was just laying there for pocket change . . . and I might some day need another oil pressure gauge . . . or dash board dimmer switch. The list of once in a lifetime finds goes on and on; the distributor looks like it should work on my '48 Pontiac and it was only \$20 . . . and the list goes on. .

When I pull back into our driveway my loving wife— who supports my antique car habit with way more enthusiasm than she has for the other misguided hobbies I have pursued over the years —will be waiting for me. After a big hug and welcome home kiss, she will smile and listen attentively as I show her all the treasures I will have procured off of the fields of Hershey next month. She will look over each “once in a lifetime” find with me and discuss its value to my collection and where I think I will store it until possibly needed —or hauled off to the dump.

Hershey, there is nothing like it!

*Wayne*

**By the Bay** LIGHTHOUSES  
207-548-0920 for Sale

**RT1 SEARSPORT, MAINE**

Lewiston Radiator Works, Inc.  
**L/A Radiator Works & Air Conditioning Specialists**  
48 Riverside Drive • Auburn, Maine 04210  
*The Original Since 1919*

- Specializing in Repairing and Recoring Antique, Classic Car, Truck and Tractor Radiators
- Recoring with New V-Cell, Tubular, and Honeycomb Cores

RICHARD HOLLIS  
[Radworks1919@yahoo.com](mailto:Radworks1919@yahoo.com)  
[www.laradiatorworks.com](http://www.laradiatorworks.com)

1910 Hupmobile  
Round Tube

(207) 784-5551  
(207) 784-5599  
(800) 339-5551


## Touring Season is winding down. . . Time to think about a 2019 Tour!

### Saturday, October 13 :: Cars and Coffee: Early Fords

Seal Cove Auto Museum, 1414 Tremont St., SEAL COVE on Mount Desert Island. 9am-12pm. October Cars & Coffee will feature Ford's early As, Ts, and the other Ford "Alphabet Cars." Bill @ 207-244-9242

### Saturday, October 27 :: Great Fall Auction

Preview: 8:30AM, Auction 10:00AM Owls Head Transportation Museum @ 117 Museum St, OWLS HEAD, 207-594-4418



Antique  
Automobile  
Club of America

2018  
Eastern Division  
National Fall Meet

Hosted by the  
Hershey Region  
AACA  
October 10 -13,  
2018

### AACA National Tours and Meetings



November 5-9 Sentimental Tour, Natchez MS.  
601-749-9935

#### 2019

February 7-9 Annual Meeting Philadelphia, PA  
717-534-1910

February 21-23 Winter National, Ocala FL  
352-538-1338

April 4-6 Southeastern Spring National Charlotte, NC  
704-847-4215

April 29-May 1 Southeastern Divisional Tour NC  
910-471-0797 (Cars to 1994)

May 30-Jun. 1 Grand National, Auburn, IN  
717-534-1910

June 2-7 Founders Tour, NE  
402-429-0118 (Cars 1932-1994)

## What cars are distinguished by the following letter or number?

1. Model T
2. Model 30
3. No. 16
4. No. 35 J
5. Model 57
6. Model K
7. 66
8. 30.98
9. 22-72
10. 999
11. Model 18

(Answers on Page 8)



## SMILES



*There are cars that make us happy  
There are cars that make us  
mad*

*There are cars that have a way of stalling  
Like the Stutz that's awful, awful bad  
There are cars that have a smooth  
performance*

*Like the Pierce and Packard, it is true  
But the car that gives us real satisfaction  
Is a MERCER that's built for two.*

The above masterpiece, adapted to the tune of the late vintage class song, "Smiles" is found in the *Bulb Horn* 1941.

# Life's A Blast! 207 795 7632

(SODA)

[www.rustsolutions.us](http://www.rustsolutions.us)

Machinery

Reconditioning

From rust abatement to coatings supply through application we got you covered.



Blast Booth

Paint Booth

Restoration

Automotive

Commercial

Architectural

# MEDIA BLASTING





## THE RARE 1952 CUNNINGHAM C-3


Briggs Swift Cunningham II (January 19, 1907 – July 2, 2003) was an American entrepreneur and sportsman who raced automobiles and yachts. Born into a wealthy family, he became a racing car constructor, driver, and team owner as well as a sports car manufacturer and automobile collector.

Today, Tom Cotter, who is known to many as the “Barn Find Guy at Hemmings,” is a collector of all things Briggs Cunningham; brochures, books, artwork, etc. . Of course, when a 1952 Cunningham C-3 was found in Greenville, SC, he had to have it! And eventually he was able to buy it.

It was one of the first two Vignale-built C-3's. There were numerous differences from later cars, including a shorter wheelbase, lower height and different side windows. Cotter's car has a three-speed Cadillac manual transmission;—most C-3's had Chrysler automatics— and it has different side windows.

Only 25 such cars were ever built, because that was the minimum number of “road cars “ that manufacturers were required to have built in order to qualify for the LeMans Race.

While at the Seal Cove Auto Museum in August, visitors were pleased to see Cotter's rare Cunningham C-3, and he was equally pleased to see the 1911 American Victoria Underslung that is part of the Museum's collection. It was a gift to Briggs Cunningham, from his wealthy aunt, Isabel Anderson ,who with her husband, founded the Larz Anderson Museum in Brookline, MA. The American Victoria was previously in the Briggs Cunningham in Costa, Mesa California.



## IT'S NOT WHO YOU KNOW . . . IT'S WHAT YOUR PARENTS NAMED YOU?

Hi All,

just a quick update on *Tuckers* travels. He was part of a 4 man crew that got Tucker #1, the prototype Tucker out of the Swigart Museum last year while at Pennsylvania College of Technology. They got it running, driving, brakes, cleaned, detailed etc. It was invited to Pebble Beach this year and *Tucker* and the team got to go. When he got back to school Monday the instructor told him the plan was to have our *Tucker* (The Maine Region AACA one-*Tucker Watson*) drive Tucker #1 on to the Show field with Pat Swigart in the car beside him. Quite something for a kid from Maine!

Then he found out that Mercedes Benz had taken Bob Bahre's Mercedes SSK roadster to display at Pebble Beach in their building—the building they erect for the show and then take down with no trace it was ever there. Jeff Orwig got tickets from Mercedes for the Mercedes Benz reception at the Grand Lodge and asked Tucker to go with him. That should be something! ( *Ed. Note: You may recall Tucker worked with Jeff at Paris Hill last summer-*)

And lastly, the Bahres also sent a Duesenberg convertible, the maroon one with pointed fenders I think, to Pebble Beach to be judged. Jeff is taking the car on the tour —85 miles along the coast. . . I think I read that somewhere— and asked Tucker to ride along. Not bad, eh?

So, who wants to be Tucker for the week besides me? !!! *Rick Watson* (Tucker's dad!)

## SEPTEMBER IN GRAND MANAN, NB, CANADA

The sun shone beautifully all weekend for the 22 Maine AACA members who made the weekend trip to St. George. After a boisterous night at *The Pub on Main*, there was a 6am wake-up call (5am Maine time!). A quick breakfast at the Granite Town Motel and it was off to catch the 9am ferry from Black's Harbour. It was a smooth 1 1/2 hour crossing to North Head. A few lucky passengers spotted 2-3 humpback whales on the cruise.



*Maynard and Ann Cook's new '70 Torino Convertible*

*George and Jane Enman's '48 Packard*

*'49 Dodge Wayfarer convertible of Alex Huppe and Jeryl Schriever - (note the Castine license plate)*



Grand Manan is far from the tourist crowds. The first stop was a small Farmer's Market where residents were curious about Dick Fox's Seal Cove Auto Museum shirt and surprised that Grand Manan had an Auto Museum! They don't. Seal Cove is also the name of one of most scenic coast areas on their island!



*Mike and Becky Labbe's "Mobster car."*

The drive to the end of the road—21 miles—gets you to Southwest Head where you find a lighthouse, a beach and some grazing sheep.

A highlight and a challenge was the walk to Swallowtail Lighthouse. There are about 50 steep stairs, a wooden suspended bridge over a steep canyon, and a gravel path, before you arrive at the lighthouse; but well worth the effort!



*Barbara Fox—almost back up to the top!*



*Chris and Kathleen Koch Make a stop at Wild Blueberry Land in Columbia Falls, Main in their 1950 Oldsmobile 88 Rocket*





The Maine Region AAAA's  
**Annual Fall Gathering**

*John and Vicki Worth's*  
**Annual Fall Chili-Fest**  
**Sunday October 28<sup>th</sup> 2018**



*Stop in as early as 9 am for breakfast pizza,  
 coffee-cake, doughnut holes and coffee*

**Hosted by John and Vicki Worth**  
 151 Zions Hill Road, Chesterville

**The Proposed Menu for Lunch:**

Meatballs, wieners, sausage, Spanish rice,  
 beans and brownies will be provided.

Also: *Here are the things we need you to bring to share:*

Tasty crocks of Chili, Salad, Rolls, Corn Bread,  
 Appetizers and Deserts

Please contact John or Vicki Worth with what you plan to  
 bring so they can make sure everything gets covered.

Their phone number is: 462-1598  
 Please bring your own drinks!

**BEFORE YOU LOOK AT THE ANSWERS TO THE QUIZ ON PAGE 3.  
... TRY THIS ONE?**



**SEAL COVE AUTO MUSEUM**  
 EXPLORING *History* THROUGH A COLLECTION OF  
*Brass Era* AUTOMOBILES & MOTORCYCLES

*New exhibit in 2018*

SELLING *Lifestyle* LEISURE

ART, ADVERTISING, and the AUTOMOBILE

May-Oct: Open Daily 10-5  
 Nov-Apr: Open by Appointment

1414 Tremont Rd, Seal Cove, ME • www.sealcoveautomuseum.org • 207.244.9242

**BrownSigns**

Traditional hand done lettering & striping  
 in paint & 23k gold leaf

**622 \* 6265**

46 River Road Chelsea, ME 04330

**Ken's Classics**  
 907 Main Street, Pittsfield, Maine 04967

**Proper Restorations**  
 giving old cars new life

207-487-3622 www.L-29cord.com

**American Honeycomb Radiator Manufacturing, LLC**

Specializing in the Restoration of Rare,  
 Classic and Vintage Radiators

885 Litchfield Road Bowdoin, ME 04287  
 phone: (207) 666-8111  
 fax: (207) 666-8818

Owner - Chuck Niles

- 1. Ford
- 2. Packard
- 3. Vanderbilt Locomobile
- 4. Mercer Raceabout T-Head
- 5. Crankshaft Caddy
- 6. Cylinder Ford
- 7. Pierce
- 8. Vauxhall
- 9. Mercer L-head
- 10. Racing Ford
- 11. Packard
- 1940 Mercury
- 2-Dr Sedan

**Don't forget**  
**Call John and Vicki about the Chili-Fest!**  
**462-1598**

# MOVE OVER MURRAY! PART II by Paul Hanson (Cont. from July/August *Around the*

Paul started restoring his brother, Dick's, Murray body Model A in March of 2011. When he finished it (*Are they ever really "finished?"*) in September of 2016, he had transformed it into a "woodie." The previous project he did for his brother was a 1977 CCJ7 jeep . Paul tells us that also turned into quite a job.


*"I took engine and tranny out, sandblasted everything, then painted it and put it all back together. When I went to put the engine in, I thought what a great time to check it , but my brother said I didn't need to do anything to the engine since his friend had just put new bearings in— so I put it together. Then when we ran it, and it warmed up, it had an engine knock —so apart it came.*

*The crank had been turned .01 and .020 at the factory, The pan had been dropped and new standard bearings dropped in without checking the clearances. So. . . we had 011 and .021 clearance rather than the standard .001. After that little repair, the Jeep ran good. "*


## REBUILD ENGINE AND COMPONENTS



Bad starter teeth on ring gear



Close up of bad teeth. Replace ring gear



Hone cylinders bores in block



Replace front pan seal



Clean oil pump screen and body



Pump gears show little wear, so reuse them.

## INSPECT TRANSMISSION AND REPLACE ROLLER BEARINGS



Inspect transmission parts



Reassemble with new roller bearings



Top ridge remover tool


**INSTALL ENGINE ON CHASSIS  
with NEW MOUNTS:**




Engine, lower end ready to check




... Engine Valve and guide



Right side with new motor mount




Left side with new rear side mount




Rear transmission mount



Radiator, hoses, starter and front shock



Rear Shocks



Starter switch and added electrical fuse block



Fenders repaired and painted

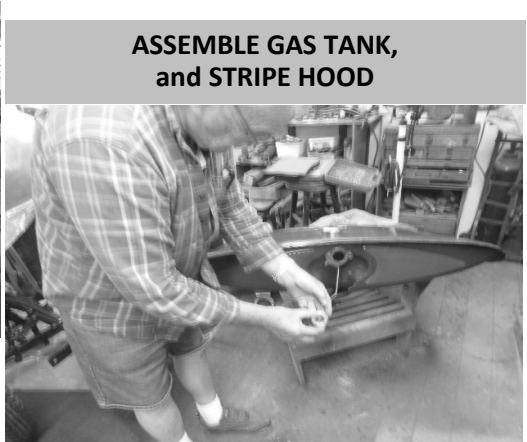


Gas tank painted



Note: mask, full protection suit:

*Breathing compressor air thru filter on belt;  
Spray gun air from High Volume, Low Pressure compressor.*



**ASSEMBLE GAS TANK,  
and STRIPE HOOD**

Install new fiber float on gas gauge



Add striping to Gas tank and dash assembled



Striping Hood and Gas Tank



Reset speedometer to 0-0-0



Speedometer cleaned and reassembled



Other details hung to be painted in garage

**PAINT COMPRESSOR SETUP, DASH PLATE RESTORE, AND COWL REPAIR:**



Helper removes dash light to repair



Use a brush for chrome painting paint



LPHV paint compressor and hoses



Patch panel for bottom of cowl



Grinding out patch of cowl



Cowl cleaned and ready for blasting.

**HOOD REPAIR, PAN AND COWL, ASSEMBLY TO CHASSIS:**



Weld repair to hood after sandblasting



Fill and sand hood louver repair area



Prime and Paint Hood



WITH THE COWL PRIMED AND PAINTED, YOU CAN ASSEMBLE THE COWL ONTO THE CHASSIS!

**IN THE NEXT ISSUE PAUL WILL COMPLETE THE RESTORATION.  
How about hearing from some of the rest of you?!  
How is your project coming along?**

## The Maine Region

### AACA

Peter Hanson-Secretary  
21 Norway Drive  
Chelsea, ME 04330-1023

#### FOR SALE:

**1976 MG Midget:** "Cute as a button"

This sporty two seater comes with 2 Tops, (hard and soft) 2 Tonneau covers, and the Bra. Madison, ME  
Charlie Lamphere: 207-431-0981

**1937 Packard V-12 Limo**

Model 1508. All original , in excellent condition. Contact owner, Maynard Cook, Skowhegan at 207-474-5579.

#### *Mystery Car*

*Don't forget to send  
in your answer—*



#### Win a year of Club Membership!

Enter your guess for each issue of

*Around the Bend* for 2018.

Write, call or email your answers to:

**George/Jane Enman**

**13 Mitchell Dr.**

**Charlotte, ME 04666**

**[packardvern@gmail.com](mailto:packardvern@gmail.com)**

**[207-592-4126](tel:207-592-4126)**

Can you guess the year, make  
and model? (i.e. 1936 Buick,  
Model 80 Roadster)